

Enhanced Impaired Driving Enforcement

Inspector Derek Davis

Halton Regional Police Service

Halton Region

- 500,000 population (2011)
- 1000 square kms (375 mi)
- Two Tier Municipality
 - Burlington, Oakville, Milton and Halton Hills
 - Regional Government



Halton Police

1000 members:

- 704 officers
- 309 civilian
- 4 locations



Background

- Police work - How do we measure it?
- Can we utilize existing tools/resources?
- **Can we capture better information?**
- Why the Reduce Impaired Driving Everywhere (RIDE) program?

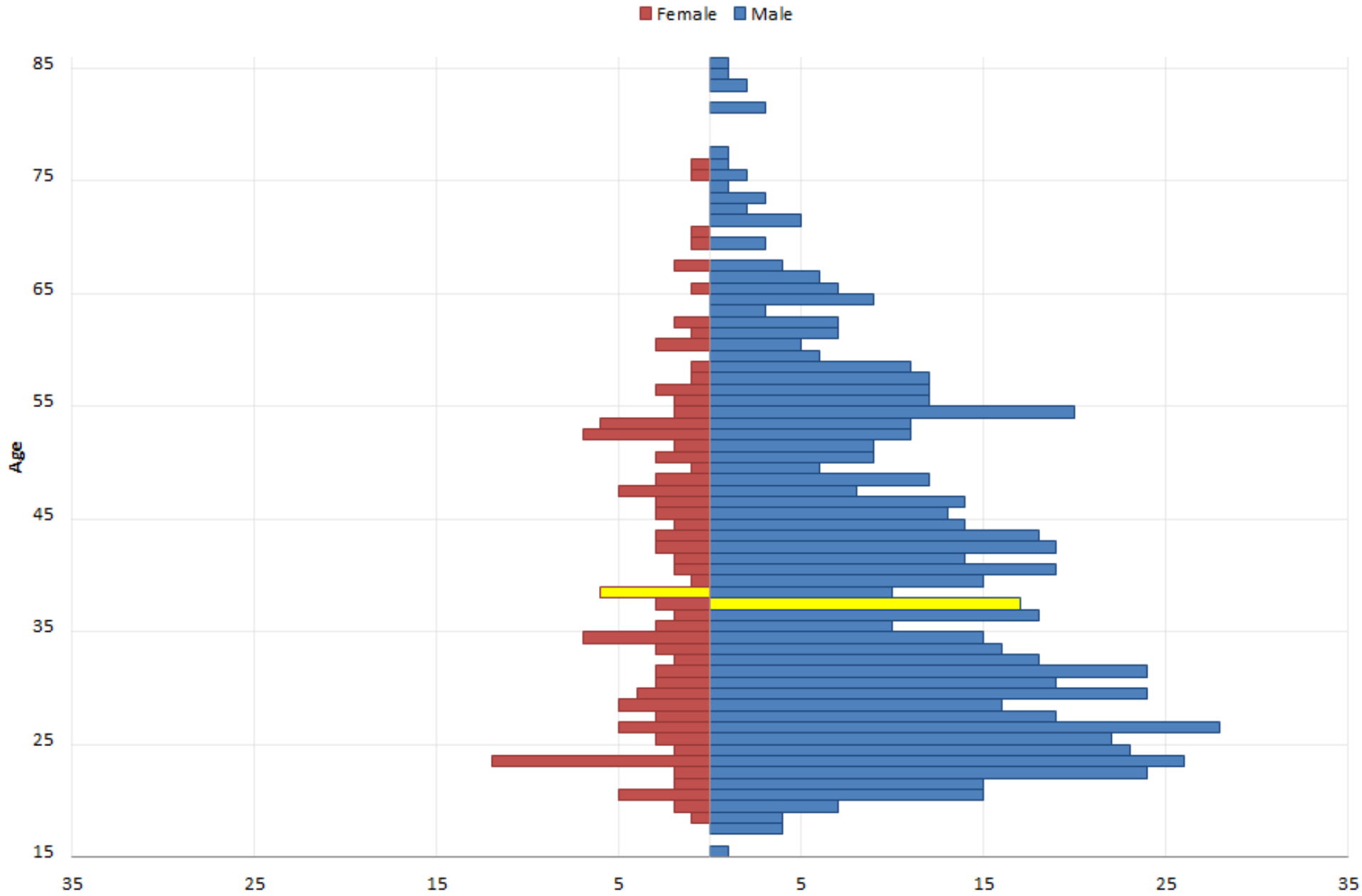
New RIDE Metrics

Impaired Precursors

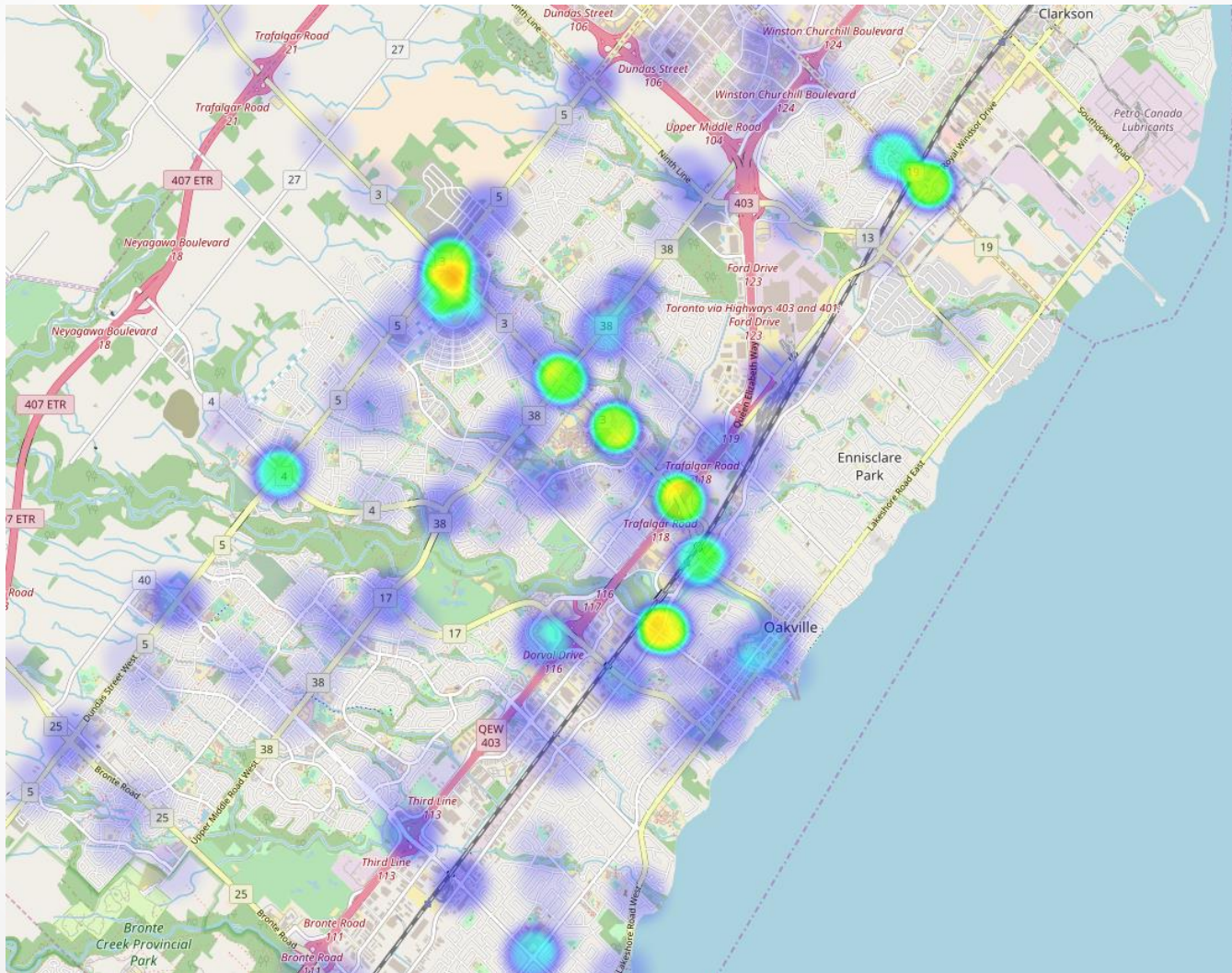
Month	ASD Pass	SFST Pass	ASD Warn	SFST Warn	Total
January	66	0	32	0	98
February	72	3	32	0	107

Month	ASD Fail	SFTS Fail	Impaired BR	Impaired DRE	Total
January	11	0	22	1	34
February	11	0	22	0	33

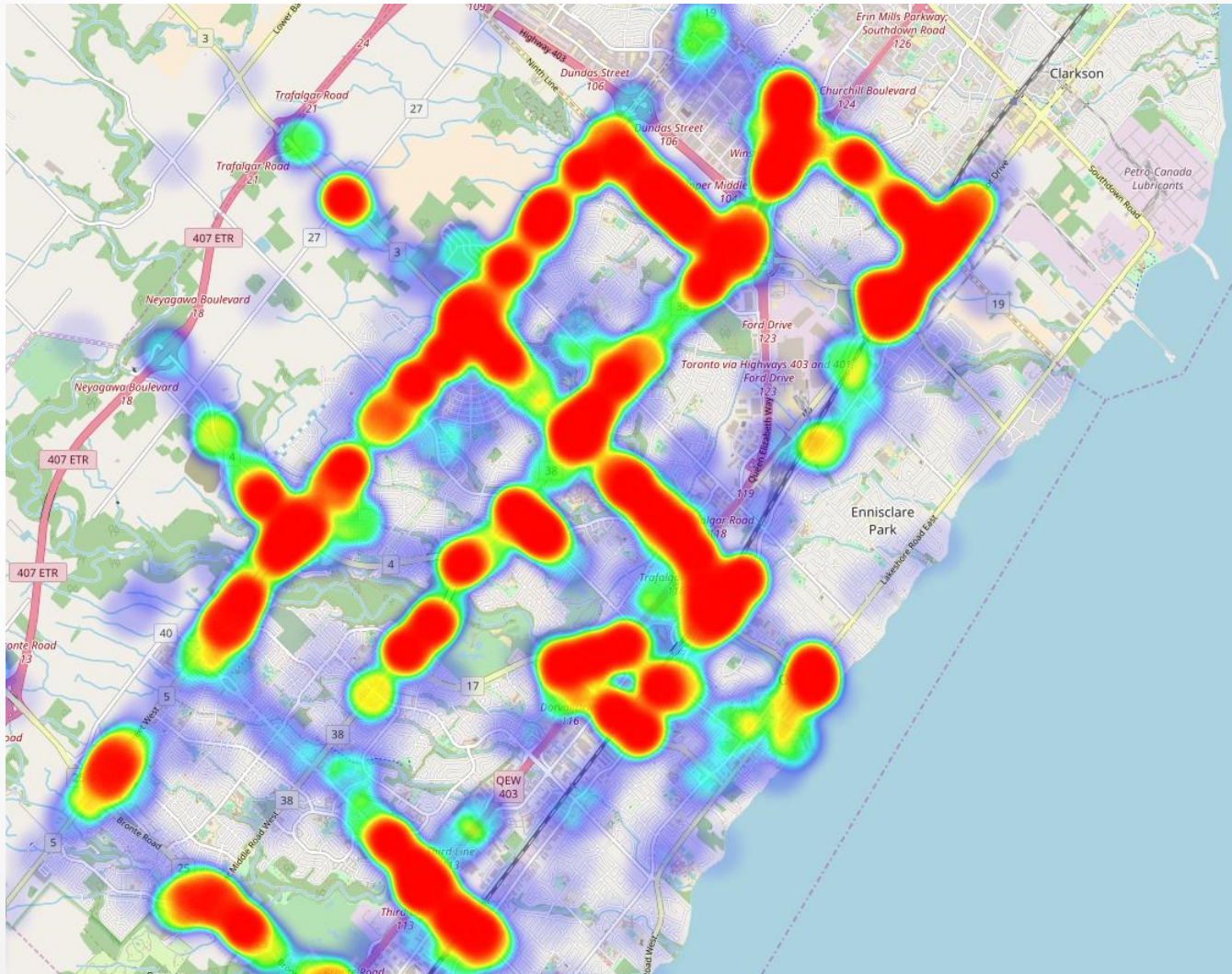
Alcohol Testing



“Effort” Metrics



New “Effort” Metrics



2017 Strategy

Can data drive enforcement?

Introduction of new motivators

- New Performance Metrics
- Increased Reporting
- Ambient Awareness
- **Participation**



Participation as a Success Factor

Impaired Driving Arrests (2016)

366 officers on the front line made 404 arrests

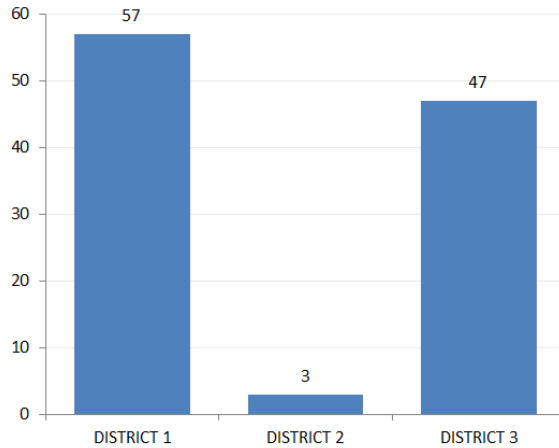
- Top 10 (3%) made 25% of the arrests
- Top 37 (10%) made 53% of the arrests
- 207 of 366 had zero impaired arrests
- Median number for everyone was 2 arrests

But, If everyone did the median (2 x arrests)

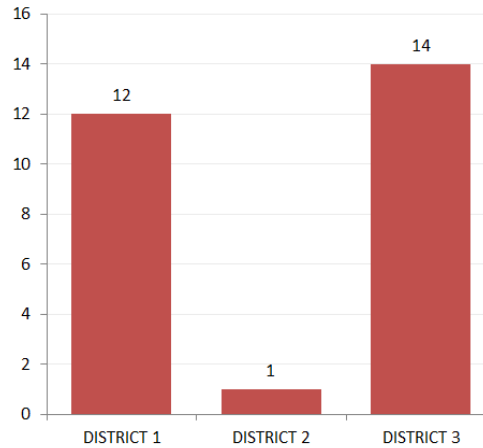
100% increase

Participation - Officers

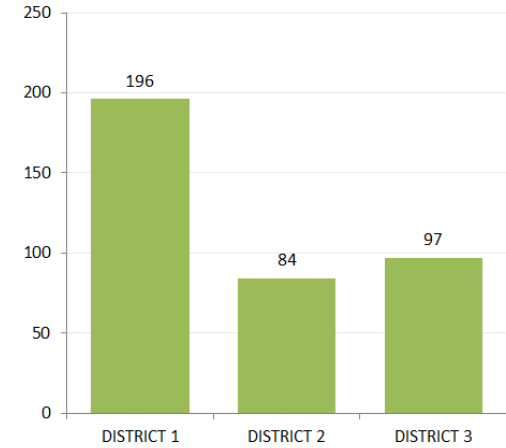
946 Events



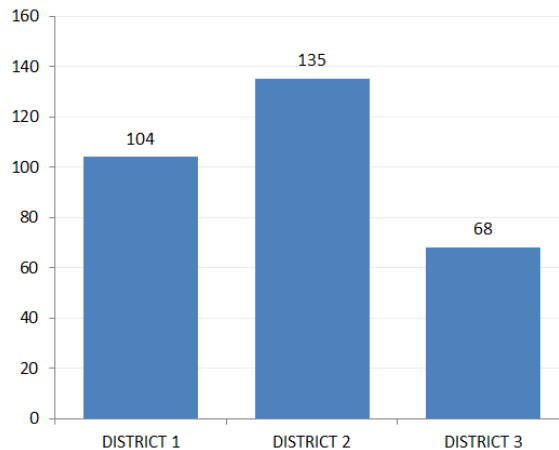
946 Warn Events



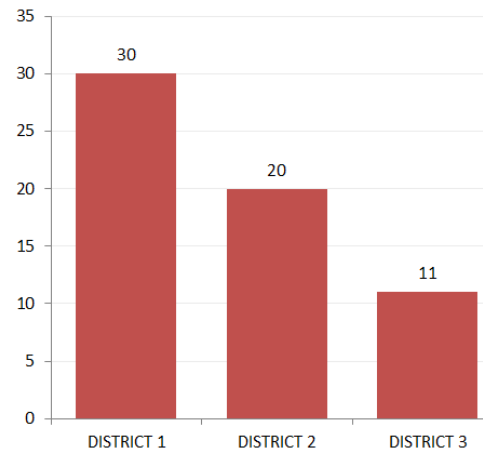
#RIDE Hours



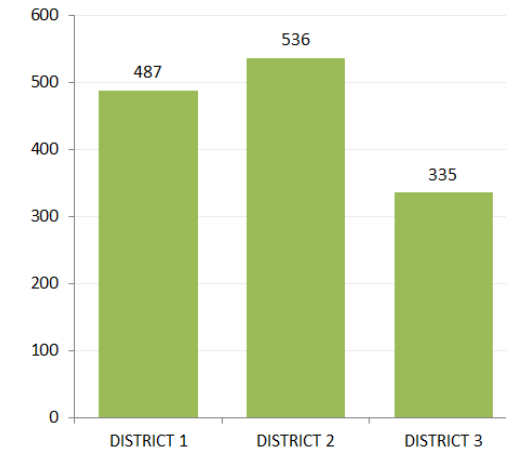
946 Events



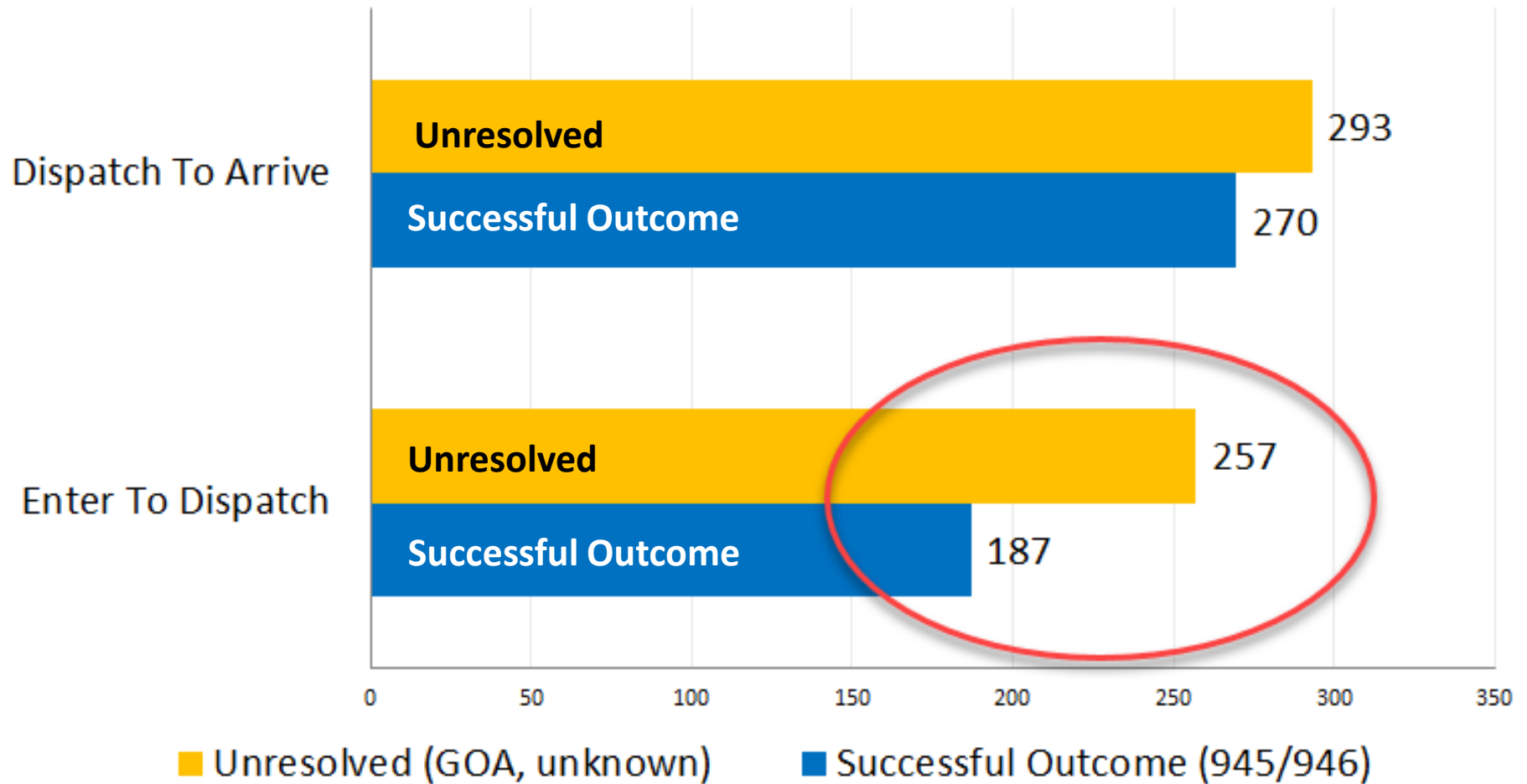
946 Warn Events



#RIDE Hours



Participation – Support



Internal Awareness

Impaired Driving Collision

Why R.I.D.E. Matters:

August 20th (Burlington) 3:40pm

- 25yr old driver lost control of their vehicle
- Struck a tree on a residential street
- Vehicle fire ignited with driver inside
- Breath samples of **205** and **197**

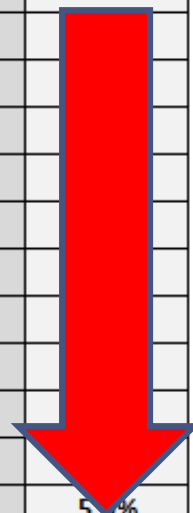

Why RTF matters!

- 5 X prior 935, 2 X prior 946

#Campaign911 #MakeTheCall911



	SUN	MON	TUE	WED	THU	FRI	SAT	TOTAL	% of Total	Ppts Diff
0000	126	70	58	74	67	66	101	562.4	9.5%	↑ 3.0%
0100	118	72	49	68	68	72	118	564.1		↑ 3.9%
0200	115	73	44	54	59	98	133	575.8		↑ 4.6%
0300	126	49	33	43	50	86	112	498.2		↑ 5.5%
0400	115	36	25	27	31	64	89	387.4		↑ 4.5%
0500	75	22	12	20	15	42	74	261.1		↑ 3.4%
0600	42	10	6	7	15	26	54	159.5	2.6%	→ 1.7%
0700	28	6	1	1	12	14	35	96.5	1.6%	→ 0.8%
0800	25	5	0	0	10	4	30	74.5	1.2%	→ 0.1%
0900	17	7	2	1	7	3	29	66.8	1.1%	→ -0.1%
1000	19	12	5	1	6	2	33	79.3	1.3%	→ 0.2%
1100	23	15	3	1	7	3	27	79.8		↓ -1.0%
1200	21	14	3	0	9	7	21	75.5		↓ -1.3%
1300	21	14	3	1	9	8	25	82.5		↓ -1.6%
1400	19	9	2	5	16	7	24	81.5		↓ -3.0%
1500	13	8	1	7	27	19	46	120.6		↓ -3.0%
1600	12	13	3	19	29	30	45	150.7		↓ -3.5%
1700	9	17	10	29	29	38	54	185.9		↓ -2.8%
1800	13	16	15	25	23	34	50	176.2		↓ -3.8%
1900	16	29	24	20	22	41	51	202.0		↓ -2.9%
2000	29	37	37	25	33	43	78	281.1		↓ -2.2%
2100	45	39	42	26	41	69	95	357.8	5.9%	↓ -2.4%
2200	51	46	52	41	39	101	111	440.1	7.2%	→ -0.1%
2300	68	50	67	63	56	105	125	533.6	8.8%	→ 0.2%
TOTAL	1145.2	669.5	498.6	558.6	678.3	982.5	1560.3	6093.0		
% of Total	18.8%	11.0%	8.2%	9.2%	11.1%	16.1%	25.6%			



Ppts Diff	↓ 0.5%	↓ -0.6%	↓ -2.0%	↓ -0.9%	↓ -1.3%	↓ -2.1%	↑ 6.5%
-----------	--------	---------	---------	---------	---------	---------	--------

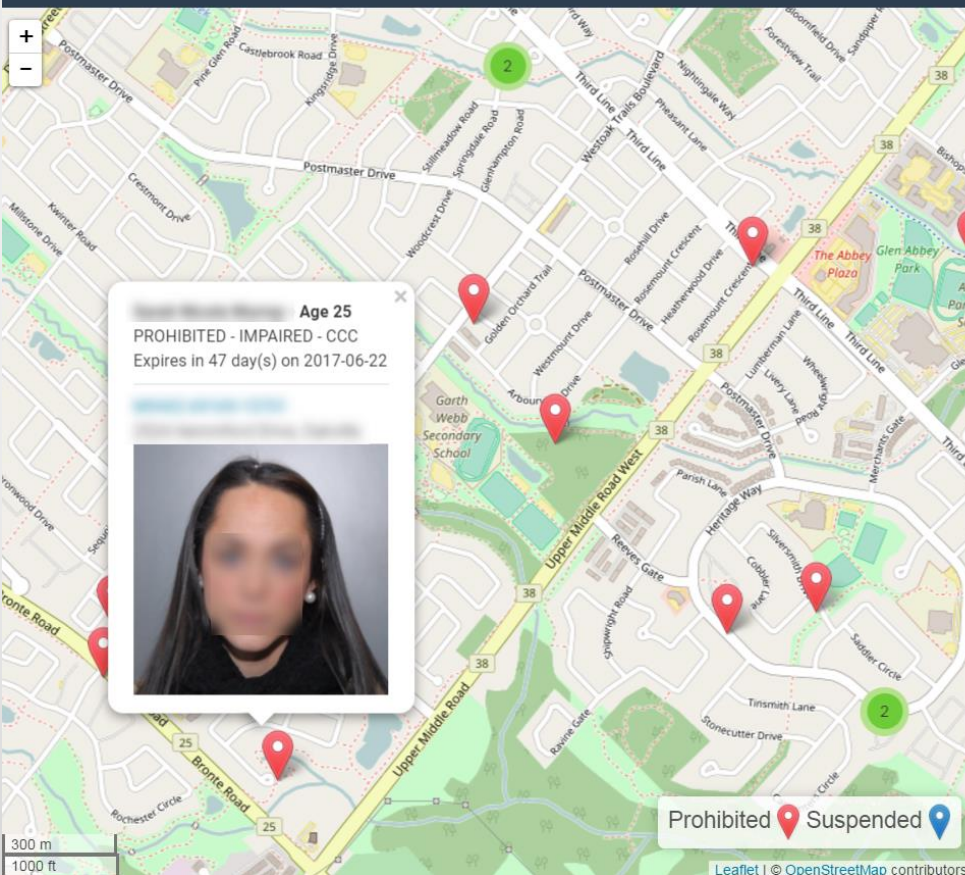
	Females		Males	
HOD	Test One	Test Two	Test One	Test Two
0000	162	152	160	154
0100	154	153	165	157
0200	141	132	157	148
0300	150	143	159	150
0400	154	148	154	149
0500	205	195	179	176
0600	274	273	154	147
0700	133	131	166	162
0800			160	152
0900	143	128	160	153
1000	161	158	181	176
1100	182	170	146	133
1200	181	176	187	185
1300	224	217	187	183
1400	130	131	177	169
1500	204	193	179	171
1600	235	227	197	190
1700	219	218	222	211
1800	215	209	168	165
1900	217	209	191	185
2000	214	212	166	160
2100	197	187	175	170
2200	176	169	163	157
2300	171	161	154	147
Average	181	173	168	161

Breath
results by
TOD

High Risk Individuals

POLICE ANALYTICS

Help Signed in as #0561



Suspended Drivers

Choose Suspension Reasons

Selected 4 out of 31

Show on map

Select all

Deselect all

Options

Only the first 1,000 suspensions visible on the map will be exported.

Export to Excel

Search:

Driver Details

Suspension Reason


Expiry

PROHIBITED - DRIVE OVER 08	2017-10-21 168 day(s)
PROHIBITED - IMPAIRED - CCC	2017-10-27 174 day(s)
PROHIBITED - IMPAIRED - CCC	2018-01-11 250 day(s)
PROHIBITED - IMPAIRED - CCC	2017-07-25 80 day(s)
PROHIBITED - IMPAIRED - CCC	2018-11-07 1 year(s)

Community Engagement

Awareness / Relationships

- Officer Recognition
- Visible Partnerships
- Campaign 9-1-1
- Social Media / Public
- Names release



Community Engagement



#Campaign911

#MakeTheCall911

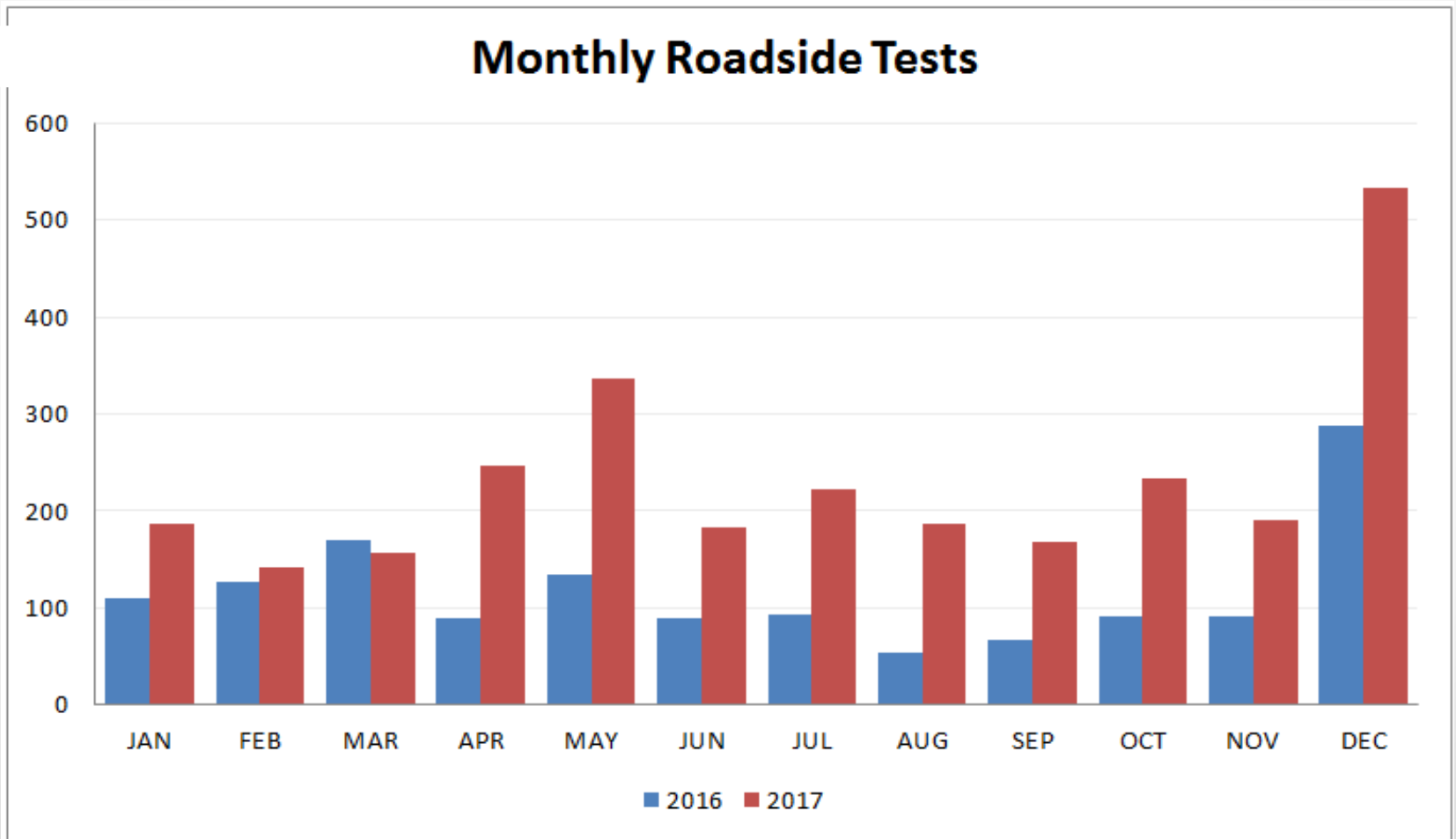
Community Engagement

SEE AN IMPAIRED
DRIVER?
CALL 911
#MAKETHECALL911
#CAMPAIGN911

madd 
No alcohol. No drugs. No victims.

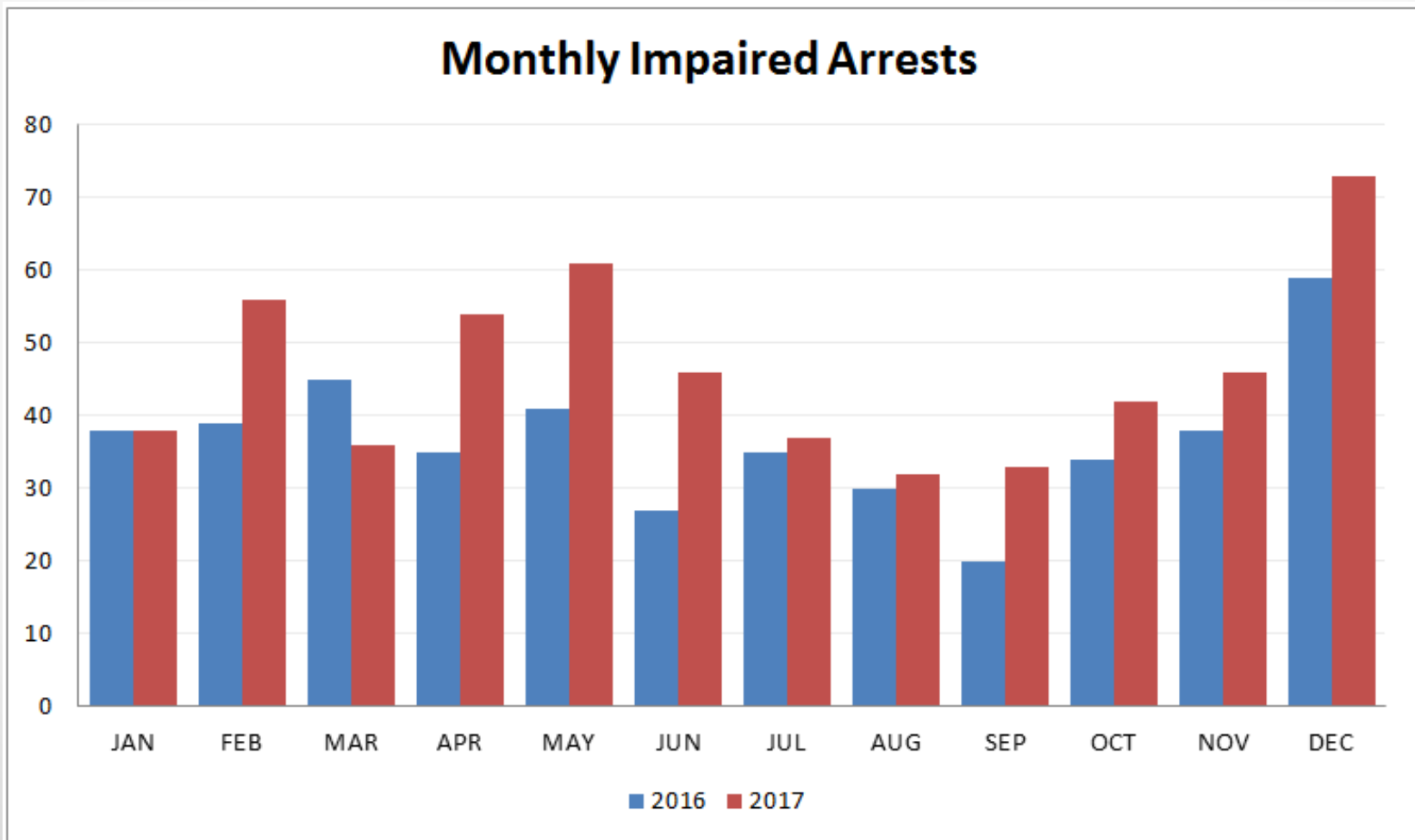
2017 Results

Roadside Testing **110% increase**



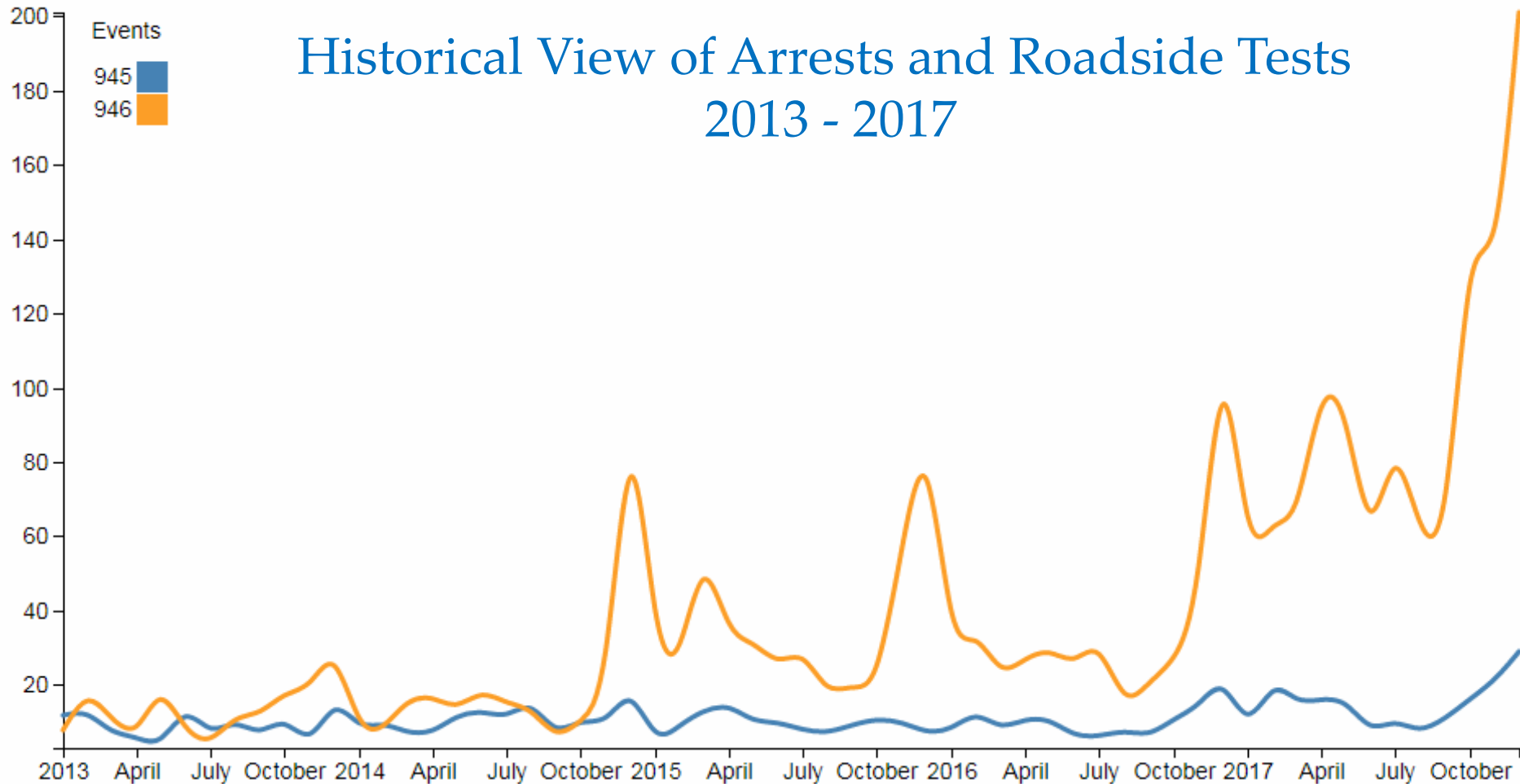
2017 Results

Impaired Driving ARRESTS **26% increase**



2017 Results

Historical View of Arrests and Roadside Tests 2013 - 2017



Thank You

Inspector Derek Davis

Derek.Davis@HaltonPolice.ca

905.825.4747 Ext. 2401

Halton Regional Police Service

1151 Bronte Rd, Oakville Ontario

www.haltonpolice.ca

905.878.5511